

Floodlight Summary:

Report based on lamp delivering 1000 lumens.

Maximum Intensity	206.7 cd per klm.
(Luminaire orientation as tested.)	0.0 degrees vertical
	-6.0 degrees horizontal

Beam Spread	At 10% of Imax	213.8V x 180.0H
	At 50% of Imax	155.4V x 155.6H
	At 90% of Imax	59.8V x 60.7H

Beam Flux	Total	1000.0 lumens per klm.
	To 10% of Imax	990.1 lumens per klm.
	To 50% of Imax	746.0 lumens per klm.
	To 90% of Imax	157.3 lumens per klm.

Upward LOR	13.2 %
Downward LOR	86.8 %

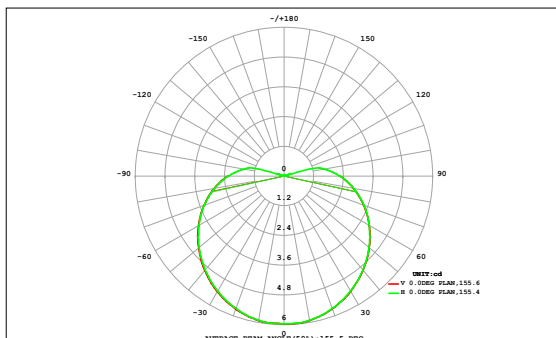
Luminaire Efficiency (Light Output Ratio)	100.0 %
-------------------------------------------	---------

C Range: 0 - 180DEG
C Interval: 22.5DEG
Test Speed: HIGH
Temperature: 25.3°C
Operators: DAMIN
Test Date: 2026-04-08

γ Range: 0 - 180DEG
γ Interval: 2.0DEG
Test System: EVERFINE GO-2000B_V1 SYSTEM V2.00.490
Humidity: 65.0%
Test Distance: 8.555m [K=1.0000]
Remarks:

LUMINAIRE PHOTOMETRIC TEST REPORT

Test:U:23.998V I:0.0383A P:0.9191W PF:1.0000 Freq:50.00Hz Lamp Flux:28.8607x1 lm		
NAME: DMX Dot RGBW-G	TYPE:	WEIGHT:
SPEC.: 60mm D,12pcs RGBW,160Degree	DIM.: 0.058*0.05*0.031.15M	SERIAL No.:
MFR.: Colordreamer Lighting	SUR.: 0.06	Shielding Angle:



DATA OF LAMP		Eff:31.40lm/W	
MODEL	DM601204	Imax (cd)	5.967
NOMINAL POWER(W)	0.919	AVAILABILITY(%)	99.0
RATED VOLTAGE (V)	24	Avai. FLUX(lm)	28.56
NOMINAL FLUX(lm)	28.8607	LOR(%)	100.0
LAMPS INSIDE	1	TOTAL FLUX(lm)	28.86
TEST VOLTAGE (V)	24	θ @50% (H,V)	156,155DEG

VERTICAL (DEG)	AREA FLUX DIAGRAM																UNIT:lm		Φ t	Φ a
	0.01	0.02	0.03	0.04	0.05	0.06	0.07	0.07	0.08	0.08	0.07	0.07	0.06	0.05	0.04	0.03	0.02	0.01	0.86	0.86
90	0.01	0.02	0.03	0.05	0.06	0.07	0.08	0.09	0.09	0.09	0.09	0.08	0.07	0.06	0.05	0.03	0.02	0.01	1.02	1.02
80	0.01	0.02	0.04	0.05	0.07	0.08	0.10	0.11	0.11	0.11	0.11	0.10	0.09	0.07	0.05	0.04	0.02	0.01	1.17	1.17
70	0.01	0.02	0.04	0.06	0.08	0.10	0.11	0.12	0.13	0.13	0.12	0.11	0.10	0.08	0.06	0.04	0.02	0.01	1.31	1.31
60	0.01	0.02	0.04	0.06	0.08	0.11	0.12	0.13	0.14	0.14	0.14	0.12	0.11	0.09	0.06	0.04	0.02	0.01	1.45	1.45
50	0.01	0.02	0.04	0.07	0.09	0.11	0.13	0.15	0.16	0.16	0.15	0.13	0.11	0.09	0.07	0.04	0.02	0.01	1.56	1.56
40	0.01	0.02	0.05	0.07	0.10	0.12	0.14	0.16	0.17	0.17	0.16	0.14	0.12	0.10	0.07	0.05	0.02	0.01	1.66	1.66
30	0.01	0.02	0.05	0.07	0.10	0.12	0.15	0.17	0.17	0.17	0.17	0.15	0.13	0.10	0.07	0.05	0.02	0.01	1.73	1.73
	0.01	0.02	0.05	0.07	0.10	0.13	0.15	0.17	0.18	0.18	0.17	0.15	0.13	0.10	0.07	0.05	0.02	0.01	1.77	1.77
	0.01	0.02	0.05	0.07	0.10	0.13	0.15	0.17	0.18	0.18	0.17	0.15	0.13	0.10	0.07	0.05	0.02	0.01	1.77	1.77
	0.01	0.02	0.05	0.07	0.10	0.12	0.15	0.17	0.17	0.17	0.17	0.15	0.13	0.10	0.07	0.05	0.02	0.01	1.73	1.73
-30	0.01	0.02	0.05	0.07	0.10	0.12	0.14	0.16	0.17	0.17	0.16	0.14	0.12	0.10	0.07	0.05	0.02	0.01	1.66	1.66
-40	0.01	0.02	0.04	0.07	0.09	0.11	0.13	0.15	0.16	0.16	0.15	0.13	0.11	0.09	0.07	0.04	0.02	0.01	1.56	1.56
-50	0.01	0.02	0.04	0.06	0.08	0.11	0.12	0.13	0.14	0.14	0.14	0.12	0.11	0.09	0.06	0.04	0.02	0.01	1.45	1.45
-60	0.01	0.02	0.04	0.06	0.08	0.10	0.11	0.12	0.13	0.13	0.12	0.11	0.10	0.08	0.06	0.04	0.02	0.01	1.31	1.31
-70	0.01	0.02	0.04	0.05	0.07	0.08	0.10	0.11	0.11	0.11	0.11	0.10	0.09	0.07	0.05	0.04	0.02	0.01	1.17	1.17
-80	0.01	0.02	0.03	0.05	0.06	0.07	0.08	0.09	0.09	0.09	0.09	0.08	0.07	0.06	0.05	0.03	0.02	0.01	1.02	1.02
-90	0.01	0.02	0.03	0.04	0.05	0.06	0.07	0.07	0.08	0.08	0.07	0.07	0.06	0.05	0.04	0.03	0.02	0.01	0.86	0.86
	-90	-80	-70	-60	-50	-40	-30	-20	HORIZONTAL (DEG)	20	30	40	50	60	70	80	90			
Φ t	0.12	0.40	0.73	1.09	1.46	1.81	2.11	2.33	2.46	2.46	2.34	2.12	1.82	1.47	1.10	0.73	0.40	0.12	25	---
Φ a	0.12	0.40	0.73	1.09	1.46	1.81	2.11	2.33	2.46	2.46	2.34	2.12	1.82	1.47	1.10	0.73	0.40	0.12	---	25

one-half-peak spread: U:72.2,D:72.2 , L:72.1,R:72.5

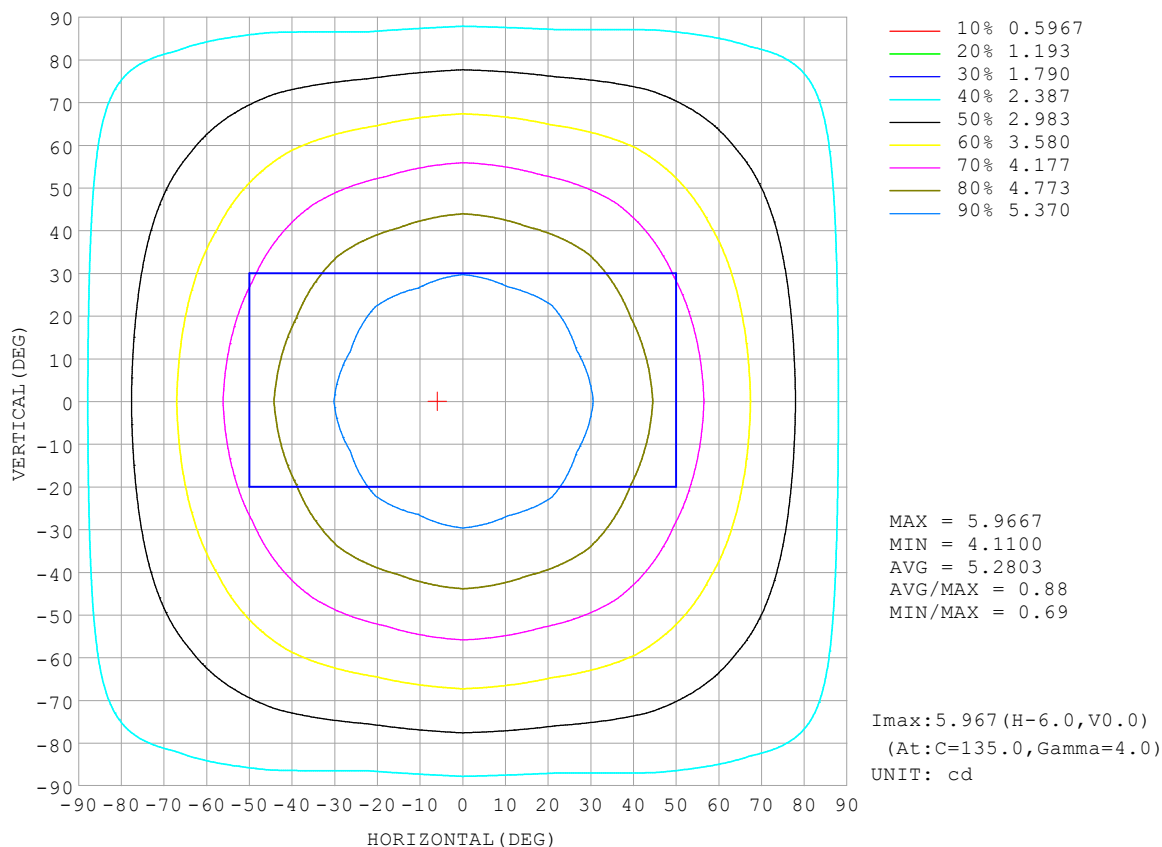
NEMA Beam Type: Type 7

C Range: 0 - 180DEG
C Interval: 22.5DEG
Test Speed: HIGH
Temperature:25.3℃
Operators:DAMIN
Test Date:2026-04-08

γ Range: 0 - 180DEG
γ Interval: 2.0DEG
γ Test System:EVERFINE GO-2000B_V1 SYSTEM V2.00.490
Humidity:65.0%
Test Distance:8.555m [K=1.0000]
Remarks:

ISOCANDELA DIAGRAM

Test:U:23.998V I:0.0383A P:0.9191W PF:1.0000 Freq:50.00Hz Lamp Flux:28.8607x1 lm		
NAME: DMX Dot RGBW-G	TYPE:	WEIGHT:
SPEC.: 60mm D,12pcs RGBW,160Degree	DIM.: 0.058*0.05*0.031.15M	SERIAL No.:
MFR.: Colordreamer Lighting	SUR.: 0.06	Shielding Angle:

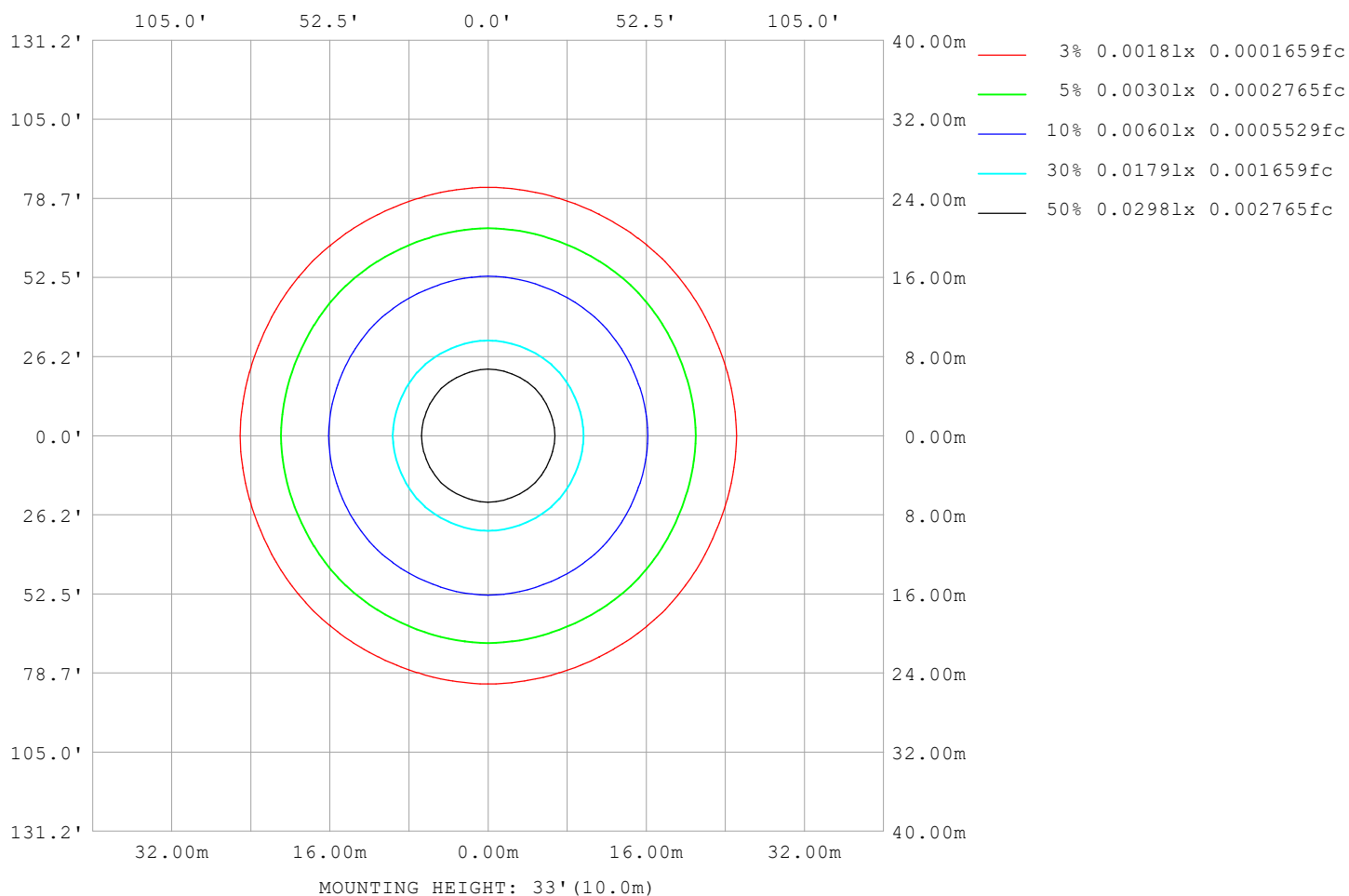


C Range: 0 - 180DEG
C Interval: 22.5DEG
Test Speed: HIGH
Temperature: 25.3°C
Operators: DAMIN
Test Date: 2026-04-08

γ Range: 0 - 180DEG
γ Interval: 2.0DEG
Test System: EVERFINE GO-2000B_V1 SYSTEM V2.00.490
Humidity: 65.0%
Test Distance: 8.555m [K=1.0000]
Remarks:

ISOLUX DIAGRAM

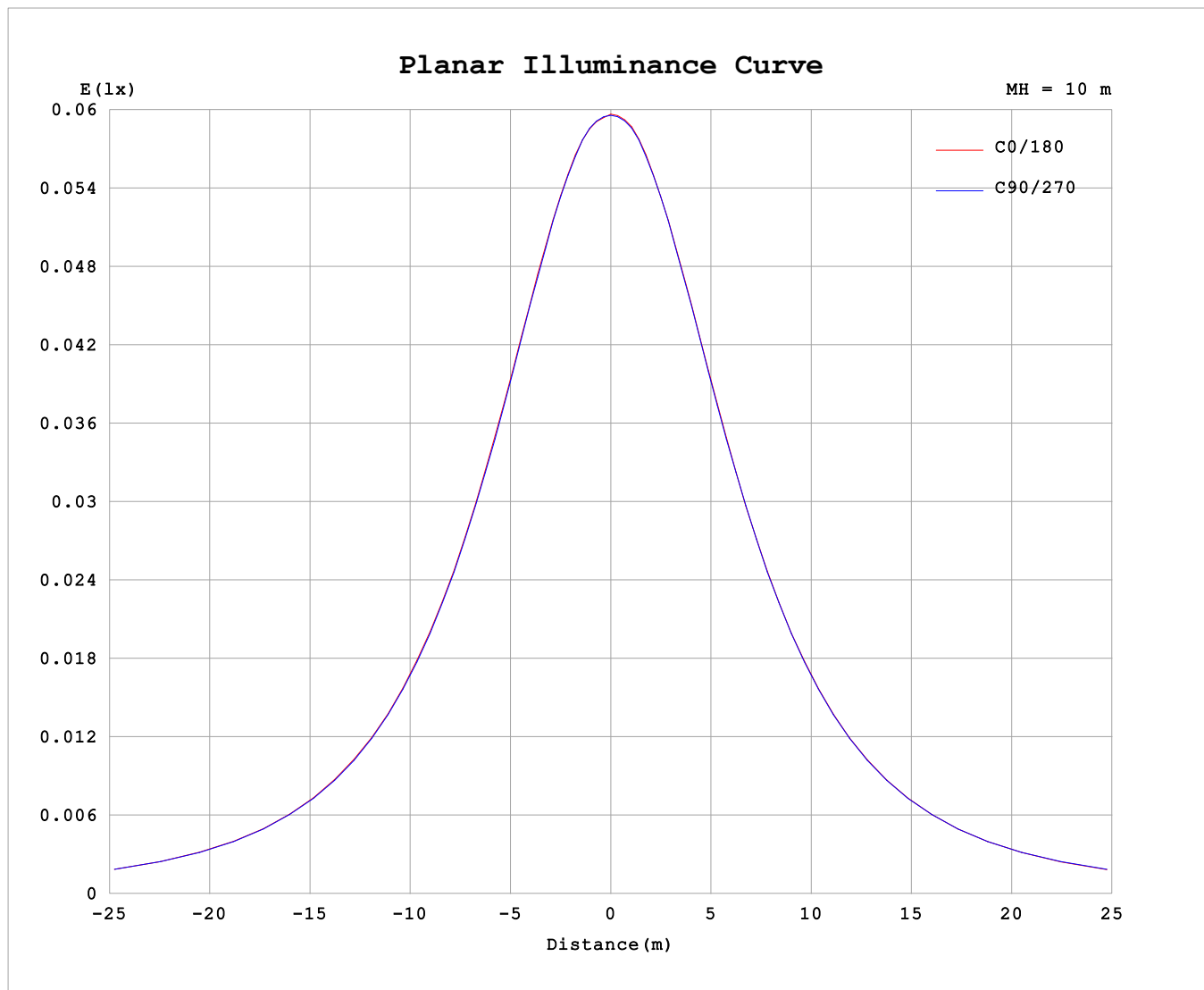
Test:U:23.998V I:0.0383A P:0.9191W PF:1.0000 Freq:50.00Hz Lamp Flux:28.8607x1 lm		
NAME: DMX Dot RGBW-G	TYPE:	WEIGHT:
SPEC.: 60mm D,12pcs RGBW,160Degree	DIM.: 0.058*0.05*0.031.15M	SERIAL No.:
MFR.: Colordreamer Lighting	SUR.: 0.06	Shielding Angle:



C Range: 0 - 180DEG
C Interval: 22.5DEG
Test Speed: HIGH
Temperature:25.3°C
Operators:DAMIN
Test Date:2026-04-08

γ Range: 0 - 180DEG
γ Interval: 2.0DEG
Test System:EVERFINE GO-2000B_V1 SYSTEM V2.00.490
Humidity:65.0%
Test Distance:8.555m [K=1.0000]
Remarks:

Planar Illuminance Curve




C Range: 0 - 180DEG
C Interval: 22.5DEG
Test Speed: HIGH
Temperature: 25.3°C
Operators: DAMIN
Test Date: 2026-04-08

γ Range: 0 - 180DEG
 γ Interval: 2.0DEG
Test System: EVERFINE GO-2000B_V1 SYSTEM V2.00.490
Humidity: 65.0%
Test Distance: 8.555m [K=1.0000]
Remarks:

AAI Figure

Test:U:23.998V I:0.0383A P:0.9191W PF:1.0000 Freq:50.00Hz Lamp Flux:28.8607x1 lm		
NAME: DMX Dot RGBW-G	TYPE:	WEIGHT:
SPEC.: 60mm D,12pcs RGBW,160Degree	DIM.: 0.058*0.05*0.031.15M	SERIAL No.:
MFR.: Colordreamer Lighting	SUR.: 0.06	Shielding Angle:



Note:The Curves indicate the illuminated area and the average illumination when the luminaire is at different distance.

C Range: 0 - 180DEG
C Interval: 22.5DEG
Test Speed: HIGH
Temperature:25.3℃
Operators:DAMIN
Test Date:2026-04-08

γ Range: 0 - 180DEG
γ Interval: 2.0DEG
Test System:EVERFINE GO-2000B_V1 SYSTEM V2.00.490
Humidity:65.0%
Test Distance:8.555m [K=1.0000]
Remarks:

LUMINOUS DISTRIBUTION INTENSITY DATA

Test:U:23.998V I:0.0383A P:0.9191W PF:1.0000 Freq:50.00Hz Lamp Flux:28.8607x1 lm		
NAME: DMX Dot RGBW-G	TYPE:	WEIGHT:
SPEC.: 60mm D,12pcs RGBW,160Degree	DIM.: 0.058*0.05*0.031.15M	SERIAL No.:
MFR.: Colordreamer Lighting	SUR.: 0.06	Shielding Angle:

Table--1

UNIT: cd

H (DEG) V (DEG)	-90	-85	-80	-75	-70	-65	-60	-55	-50	-45	-40	-35	-30	-25	-20	-15	-10	-5	0
-180	2.26	1.96	1.66	1.37	1.10	0.05	0.04	0.04	0.04	0.04	0.04	0.04	0.04	0.04	0.04	0.04	0.04	0.04	0.04
-170	2.26	1.96	1.66	1.38	1.11	0.10	0.04	0.04	0.04	0.04	0.04	0.04	0.04	0.04	0.04	0.04	0.04	0.04	0.03
-160	2.26	1.97	1.69	1.42	1.16	0.25	0.04	0.04	0.04	0.04	0.04	0.04	0.04	0.04	0.04	0.04	0.04	0.03	0.03
-150	2.26	1.99	1.73	1.47	1.23	0.67	0.12	0.04	0.04	0.05	0.05	0.06	0.05	0.04	0.04	0.04	0.03	0.03	0.03
-140	2.26	2.02	1.78	1.55	1.33	1.13	0.65	0.11	0.04	0.05	0.07	0.08	0.07	0.06	0.05	0.04	0.03	0.03	0.03
-130	2.26	2.06	1.85	1.66	1.47	1.29	1.11	0.81	0.34	0.11	0.05	0.05	0.06	0.05	0.04	0.03	0.03	0.03	0.03
-120	2.26	2.10	1.94	1.78	1.63	1.48	1.35	1.21	1.02	0.79	0.54	0.28	0.13	0.06	0.04	0.04	0.04	0.04	0.03
-110	2.26	2.15	2.03	1.92	1.81	1.71	1.63	1.55	1.47	1.39	1.28	1.14	0.95	0.76	0.55	0.36	0.22	0.12	0.04
-100	2.26	2.20	2.14	2.07	2.01	1.96	1.92	1.88	1.85	1.82	1.77	1.73	1.69	1.66	1.64	1.64	1.64	1.64	1.65
-90	2.26	2.25	2.23	2.22	2.21	2.21	2.22	2.22	2.23	2.24	2.23	2.22	2.21	2.21	2.21	2.22	2.23	2.24	2.25
-80	2.26	2.30	2.34	2.38	2.41	2.45	2.51	2.56	2.60	2.65	2.68	2.70	2.72	2.74	2.76	2.79	2.81	2.83	2.85
-70	2.26	2.35	2.44	2.52	2.61	2.69	2.78	2.88	2.96	3.04	3.11	3.16	3.22	3.26	3.30	3.34	3.38	3.41	3.43
-60	2.26	2.40	2.53	2.66	2.79	2.91	3.05	3.18	3.30	3.42	3.53	3.62	3.69	3.75	3.80	3.86	3.91	3.94	3.97
-50	2.26	2.44	2.62	2.79	2.96	3.12	3.29	3.45	3.61	3.77	3.91	4.03	4.12	4.21	4.28	4.35	4.41	4.46	4.48
-40	2.26	2.48	2.69	2.90	3.11	3.31	3.50	3.69	3.89	4.07	4.24	4.40	4.54	4.65	4.73	4.80	4.87	4.92	4.95
-30	2.26	2.51	2.75	2.99	3.23	3.46	3.68	3.91	4.11	4.33	4.52	4.70	4.87	5.02	5.12	5.20	5.26	5.32	5.36
-20	2.26	2.53	2.80	3.07	3.32	3.58	3.83	4.07	4.30	4.52	4.72	4.93	5.12	5.28	5.43	5.53	5.58	5.64	5.68
-10	2.26	2.55	2.83	3.11	3.39	3.66	3.93	4.18	4.43	4.66	4.88	5.09	5.27	5.44	5.59	5.72	5.83	5.85	5.91
0	2.26	2.55	2.84	3.13	3.42	3.69	3.97	4.24	4.48	4.73	4.96	5.17	5.38	5.55	5.70	5.82	5.92	5.97	5.95
10	2.26	2.55	2.83	3.11	3.39	3.66	3.93	4.18	4.43	4.66	4.88	5.09	5.27	5.44	5.59	5.72	5.83	5.85	5.91
20	2.26	2.53	2.80	3.07	3.32	3.58	3.83	4.07	4.30	4.52	4.72	4.93	5.12	5.28	5.43	5.53	5.58	5.64	5.68
30	2.26	2.51	2.75	2.99	3.23	3.46	3.68	3.91	4.11	4.33	4.52	4.70	4.87	5.02	5.12	5.20	5.26	5.32	5.36
40	2.26	2.48	2.69	2.90	3.11	3.31	3.50	3.69	3.89	4.07	4.24	4.40	4.54	4.65	4.73	4.80	4.87	4.92	4.95
50	2.26	2.44	2.62	2.79	2.96	3.12	3.29	3.45	3.61	3.77	3.91	4.03	4.12	4.21	4.28	4.35	4.41	4.46	4.48
60	2.26	2.40	2.53	2.66	2.79	2.91	3.05	3.18	3.30	3.42	3.53	3.62	3.69	3.75	3.80	3.86	3.91	3.94	3.97
70	2.26	2.35	2.44	2.52	2.61	2.69	2.78	2.88	2.96	3.04	3.11	3.16	3.22	3.26	3.30	3.34	3.38	3.41	3.43
80	2.26	2.30	2.34	2.38	2.41	2.45	2.51	2.56	2.60	2.65	2.68	2.70	2.72	2.74	2.76	2.79	2.81	2.83	2.85
90	2.26	2.25	2.23	2.22	2.21	2.21	2.22	2.22	2.23	2.24	2.23	2.22	2.21	2.21	2.21	2.22	2.23	2.24	2.25
100	2.26	2.20	2.14	2.07	2.01	1.96	1.92	1.88	1.85	1.82	1.77	1.73	1.69	1.66	1.64	1.64	1.64	1.64	1.65
110	2.26	2.15	2.03	1.92	1.81	1.71	1.63	1.55	1.47	1.39	1.28	1.14	0.95	0.76	0.55	0.36	0.22	0.12	0.04
120	2.26	2.10	1.94	1.78	1.63	1.48	1.35	1.21	1.02	0.79	0.54	0.28	0.13	0.06	0.04	0.04	0.04	0.04	0.03
130	2.26	2.06	1.85	1.66	1.47	1.29	1.11	0.81	0.34	0.11	0.05	0.05	0.06	0.05	0.04	0.03	0.03	0.03	0.03
140	2.26	2.02	1.78	1.55	1.33	1.13	0.65	0.11	0.04	0.05	0.07	0.08	0.07	0.06	0.05	0.04	0.03	0.03	0.03
150	2.26	1.99	1.73	1.47	1.23	0.67	0.12	0.04	0.04	0.05	0.05	0.06	0.05	0.04	0.04	0.04	0.03	0.03	0.03
160	2.26	1.97	1.69	1.42	1.16	0.25	0.04	0.04	0.04	0.04	0.04	0.04	0.04	0.04	0.04	0.04	0.04	0.03	0.03
170	2.26	1.96	1.66	1.38	1.11	0.10	0.04	0.04	0.04	0.04	0.04	0.04	0.04	0.04	0.04	0.04	0.04	0.04	0.03
180	2.26	1.96	1.66	1.37	1.10	0.05	0.04	0.04	0.04	0.04	0.04	0.04	0.04	0.04	0.04	0.04	0.04	0.04	0.04

C Range: 0 - 180DEG
C Interval: 22.5DEG
Test Speed: HIGH
Temperature:25.3℃
Operators:DAMIN
Test Date:2026-04-08

γ Range: 0 - 180DEG
γ Interval: 2.0DEG
Test System:EVERFINE GO-2000B_V1 SYSTEM V2.00.490
Humidity:65.0%
Test Distance:8.555m [K=1.0000]
Remarks:

LUMINOUS DISTRIBUTION INTENSITY DATA

Test:U:23.998V I:0.0383A P:0.9191W PF:1.0000 Freq:50.00Hz Lamp Flux:28.8607x1 lm		
NAME: DMX Dot RGBW-G	TYPE:	WEIGHT:
SPEC.: 60mm D,12pcs RGBW,160Degree	DIM.: 0.058*0.05*0.031.15M	SERIAL No.:
MFR.: Colordreamer Lighting	SUR.: 0.06	Shielding Angle:

Table--2

UNIT: cd

H (DEG) V (DEG)	5	10	15	20	25	30	35	40	45	50	55	60	65	70	75	80	85	90	
-180	0.04	0.04	0.04	0.04	0.04	0.04	0.04	0.04	0.04	0.04	0.04	0.04	0.05	1.11	1.38	1.67	1.97	2.27	
-170	0.04	0.04	0.04	0.04	0.04	0.04	0.04	0.04	0.04	0.04	0.04	0.04	0.07	1.12	1.39	1.68	1.97	2.27	
-160	0.04	0.04	0.04	0.04	0.04	0.04	0.04	0.04	0.04	0.04	0.04	0.04	0.28	1.16	1.42	1.70	1.98	2.27	
-150	0.04	0.04	0.05	0.05	0.05	0.05	0.06	0.06	0.05	0.04	0.04	0.07	0.75	1.24	1.48	1.74	2.01	2.27	
-140	0.04	0.04	0.05	0.05	0.06	0.08	0.10	0.07	0.04	0.04	0.05	0.52	1.13	1.34	1.57	1.80	2.04	2.27	
-130	0.04	0.04	0.04	0.05	0.06	0.05	0.04	0.05	0.10	0.27	0.68	1.11	1.30	1.48	1.67	1.86	2.07	2.27	
-120	0.04	0.04	0.04	0.04	0.06	0.13	0.29	0.55	0.79	1.03	1.22	1.36	1.51	1.65	1.80	1.95	2.11	2.27	
-110	0.14	0.25	0.41	0.62	0.82	1.01	1.18	1.30	1.40	1.49	1.57	1.65	1.73	1.83	1.94	2.05	2.16	2.27	
-100	1.65	1.65	1.65	1.66	1.68	1.72	1.76	1.80	1.84	1.87	1.90	1.94	1.98	2.03	2.09	2.15	2.21	2.27	
-90	2.24	2.23	2.23	2.22	2.22	2.23	2.24	2.26	2.27	2.26	2.25	2.24	2.23	2.23	2.24	2.25	2.26	2.27	
-80	2.84	2.82	2.80	2.77	2.75	2.74	2.72	2.70	2.68	2.63	2.58	2.53	2.48	2.44	2.40	2.35	2.31	2.27	
-70	3.41	3.39	3.36	3.32	3.28	3.24	3.20	3.14	3.07	2.99	2.90	2.81	2.71	2.62	2.54	2.46	2.36	2.27	
-60	3.95	3.92	3.88	3.82	3.78	3.72	3.64	3.56	3.46	3.34	3.21	3.07	2.94	2.81	2.68	2.55	2.41	2.27	
-50	4.46	4.42	4.37	4.31	4.24	4.15	4.06	3.94	3.80	3.65	3.48	3.31	3.14	2.98	2.81	2.63	2.46	2.27	
-40	4.93	4.88	4.81	4.75	4.67	4.56	4.43	4.27	4.10	3.91	3.72	3.53	3.33	3.13	2.92	2.70	2.49	2.27	
-30	5.33	5.27	5.21	5.14	5.03	4.89	4.73	4.55	4.35	4.14	3.93	3.71	3.48	3.25	3.02	2.77	2.53	2.27	
-20	5.64	5.59	5.54	5.44	5.30	5.13	4.94	4.74	4.55	4.33	4.10	3.85	3.61	3.34	3.08	2.82	2.55	2.27	
-10	5.86	5.84	5.73	5.60	5.45	5.29	5.11	4.90	4.68	4.45	4.21	3.94	3.69	3.40	3.13	2.85	2.56	2.27	
0	5.95	5.92	5.83	5.71	5.56	5.39	5.20	4.98	4.75	4.50	4.25	3.99	3.72	3.43	3.15	2.86	2.57	2.27	
10	5.86	5.84	5.73	5.60	5.45	5.29	5.11	4.90	4.68	4.45	4.21	3.94	3.69	3.40	3.13	2.85	2.56	2.27	
20	5.64	5.59	5.54	5.44	5.30	5.13	4.94	4.74	4.55	4.33	4.10	3.85	3.61	3.34	3.08	2.82	2.55	2.27	
30	5.33	5.27	5.21	5.14	5.03	4.89	4.73	4.55	4.35	4.14	3.93	3.71	3.48	3.25	3.02	2.77	2.53	2.27	
40	4.93	4.88	4.81	4.75	4.67	4.56	4.43	4.27	4.10	3.91	3.72	3.53	3.33	3.13	2.92	2.70	2.49	2.27	
50	4.46	4.42	4.37	4.31	4.24	4.15	4.06	3.94	3.80	3.65	3.48	3.31	3.14	2.98	2.81	2.63	2.46	2.27	
60	3.95	3.92	3.88	3.82	3.78	3.72	3.64	3.56	3.46	3.34	3.21	3.07	2.94	2.81	2.68	2.55	2.41	2.27	
70	3.41	3.39	3.36	3.32	3.28	3.24	3.20	3.14	3.07	2.99	2.90	2.81	2.71	2.62	2.54	2.46	2.36	2.27	
80	2.84	2.82	2.80	2.77	2.75	2.74	2.72	2.70	2.68	2.63	2.58	2.53	2.48	2.44	2.40	2.35	2.31	2.27	
90	2.24	2.23	2.23	2.22	2.22	2.23	2.24	2.26	2.27	2.26	2.25	2.24	2.23	2.23	2.24	2.25	2.26	2.27	
100	1.65	1.65	1.65	1.66	1.68	1.72	1.76	1.80	1.84	1.87	1.90	1.94	1.98	2.03	2.09	2.15	2.21	2.27	
110	0.14	0.25	0.41	0.62	0.82	1.01	1.18	1.30	1.40	1.49	1.57	1.65	1.73	1.83	1.94	2.05	2.16	2.27	
120	0.04	0.04	0.04	0.04	0.06	0.13	0.29	0.55	0.79	1.03	1.22	1.36	1.51	1.65	1.80	1.95	2.11	2.27	
130	0.04	0.04	0.04	0.05	0.06	0.05	0.04	0.05	0.10	0.27	0.68	1.11	1.30	1.48	1.67	1.86	2.07	2.27	
140	0.04	0.04	0.05	0.05	0.06	0.08	0.10	0.07	0.04	0.04	0.05	0.52	1.13	1.34	1.57	1.80	2.04	2.27	
150	0.04	0.04	0.05	0.05	0.05	0.05	0.06	0.06	0.05	0.04	0.04	0.07	0.75	1.24	1.48	1.74	2.01	2.27	
160	0.04	0.04	0.04	0.04	0.04	0.04	0.04	0.04	0.04	0.04	0.04	0.04	0.28	1.16	1.42	1.70	1.98	2.27	
170	0.04	0.04	0.04	0.04	0.04	0.04	0.04	0.04	0.04	0.04	0.04	0.04	0.07	1.12	1.39	1.68	1.97	2.27	
180	0.04	0.04	0.04	0.04	0.04	0.04	0.04	0.04	0.04	0.04	0.04	0.04	0.05	1.11	1.38	1.67	1.97	2.27	

C Range: 0 - 180DEG
C Interval: 22.5DEG
Test Speed: HIGH
Temperature:25.3℃
Operators:DAMIN
Test Date:2026-04-08

γ Range: 0 - 180DEG
γ Interval: 2.0DEG
Test System:EVERFINE GO-2000B_V1 SYSTEM V2.00.490
Humidity:65.0%
Test Distance:8.555m [K=1.0000]
Remarks: